



AQUARIAN[®]

PROFESSIONAL



FLOATING 1/2 - 1 1/2 HP AERATORS

PROFESSIONAL AT A GLANCE

Diffuser

Motor mount/diffuser is suitable for use in salt water or fresh water.

Support Tube

Flotation

Polyethylene square flotation for stability, styrene foam filled.

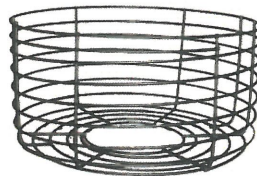
Propeller

Class B Equipment Leakage Circuit Interrupter

Each single phase unit is provided with an equipment leakage circuit interrupter.

Franklin Electric Submersible Motor

- Water cooled
- Water lubricated
- Enclosed and lightning protected
- Stainless steel construction
- Automatic thermal overload protection (single phase motors only)



Propeller Guard (optional)

HOW IT WORKS

Pumpage, Aeration, and Mix

The high velocity Aquarian propeller pumps an immense column of water impacting a computer designed diffuser causing a shearing effect. This converts the water column into a highly accelerated spray pattern which obtains oxygen from the atmosphere and transfers the oxygen to the pond or lake.

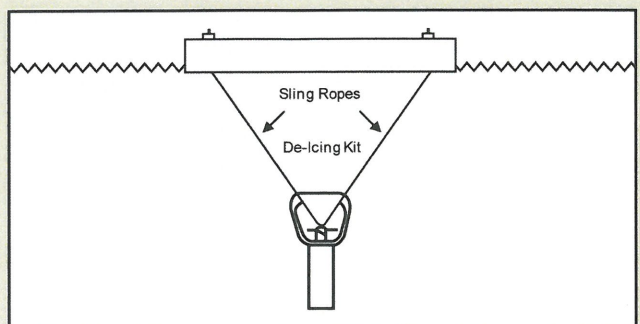
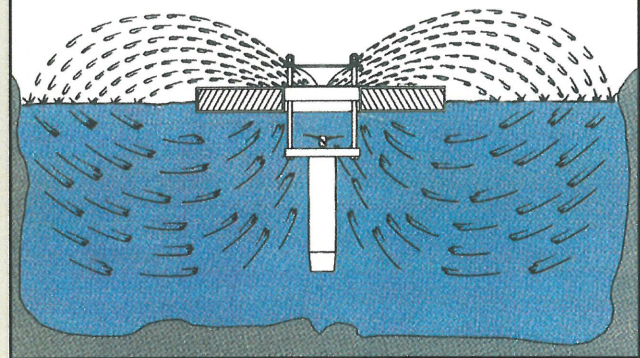
Simultaneously, the immense volume of water being propelled into the atmosphere is cooler and more dense and heavier, which displaces the warmer water that is rising toward the pond or lake surface. With mixing and aeration, turnover is continuous and prevents stratification to depths up to 12 feet.

Ice Melting

Keep water areas open for docks, water fowl/fish, and livestock ponds with the Aquarian Professional.

Install the provided Sling Rope De-icing Kit to prevent ice formation in a circular area on lakes/ponds at a rate of 8 feet diameter per foot of propeller depth.

Constant Aeration and Reaeration

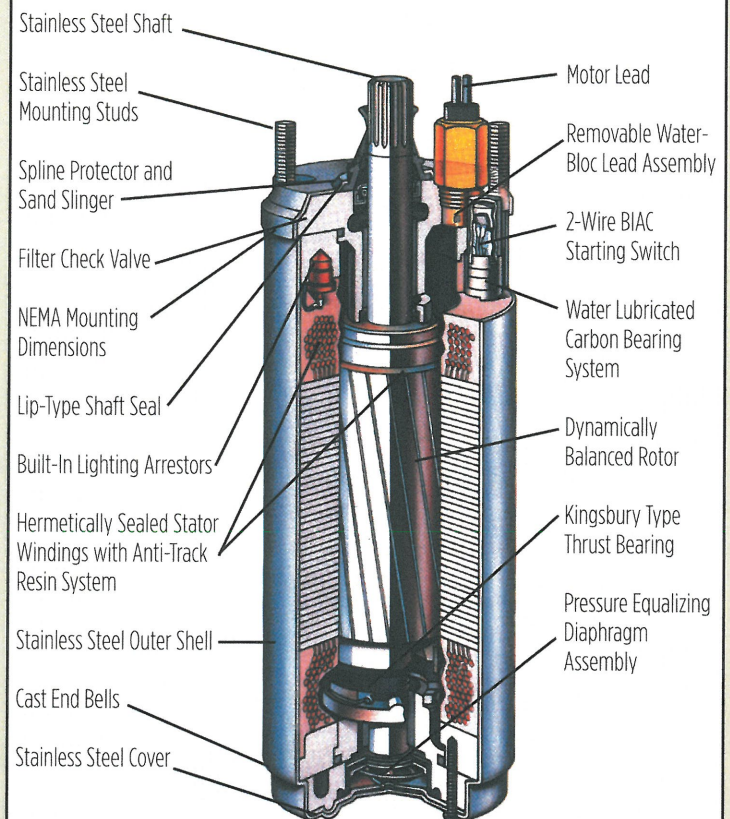


ADVANTAGES

- Rugged, stainless steel Franklin Electric submersible motor, UL778 recognized, water cooled, water lubricated.
- Eco-friendly motor (no oil required).
- No long shafts to bend or become out of balance: 5/8" diameter, 1-1/2" long motor shaft.
- No seals or bearings to maintain.
- 50' water resistant power cable. Longer lengths available in 50' increments.
- High speed, foul resistant propeller. High shear water spraying action. No lazy spray or bubbles.
- Computer designed diffuser engineered to break up the water column for the best oxygen transfer rate.
- Limited two-year warranty.
- Propeller guard (optional).
- Backed by our outstanding customer service.

LOOK INSIDE

Franklin 4" Super Stainless Motor



PERFORMANCE DATA

Part#	HP	Volts	Ph.	Max* Amps	SOTR**	GPM/LPM Rate
984AQ5115	1/2	115	1	12	2.3#	500
984AQ5230	1/2	230	1	6	2.3#	500
984AQ34230	3/4	230	3	3.3	2.3#	500
984AQ34460	3/4	460	3	1.6	2.3#	500
984AQ1230	1	230	1	9.8	3.0#	1475
984AQ152303	1.5	230	3	5.3	3.0#	1475
984AQ154603	1.5	460	3	2.6	3.0#	1475

* Max Amps: Maximum allowable service factor amperage

** SOTR: Standard Oxygen Transfer Rate

Based on tests performed by GSEE Environmental Consultants, Lavergne, TN

NOTE: Pumpage rate is the highest available per nameplate horsepower and is independently tested.

Minimum Operating Depth: 1/2 hp=18", 1 hp=24"

CABLE SELECTION GUIDE

Motor Rating		Copper Wire Size		
Volts	HP	12	10	8
115	1/2	150	*	*
230	1/2	250	*	*

Single phase, two-wire w/ground cable, 60 HZ (maximum length in feet - service entrance to unit)

Motor Rating		Copper Wire Size		
Volts	HP	12	10	8
230	1	400	*	*

Single phase, three-wire w/ground cable, 60 HZ (maximum length in feet - service entrance to unit)

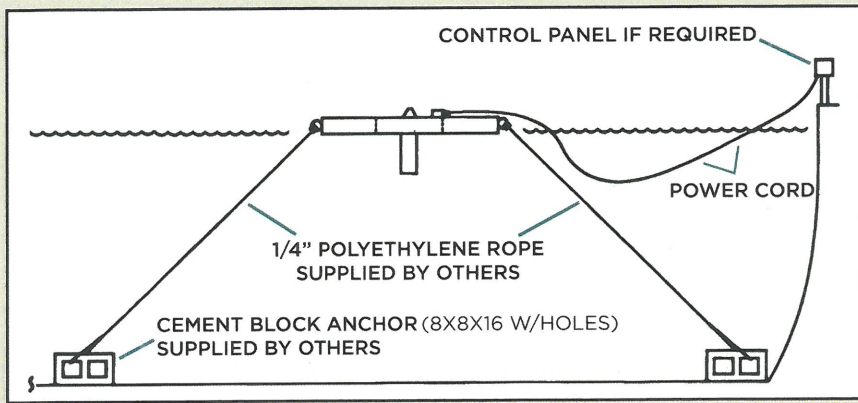
Motor Rating		Copper Wire Size		
Volts	HP	12	10	8
230	3/4	400	*	*
460	3/4	400	*	*
230	1.5	400	*	*
460	1.5	400	*	*

Lengths meet the U.S. National Electric Code ampacity for either individual conductors or jacketed 60° C cable.

This table is based on copper wire.

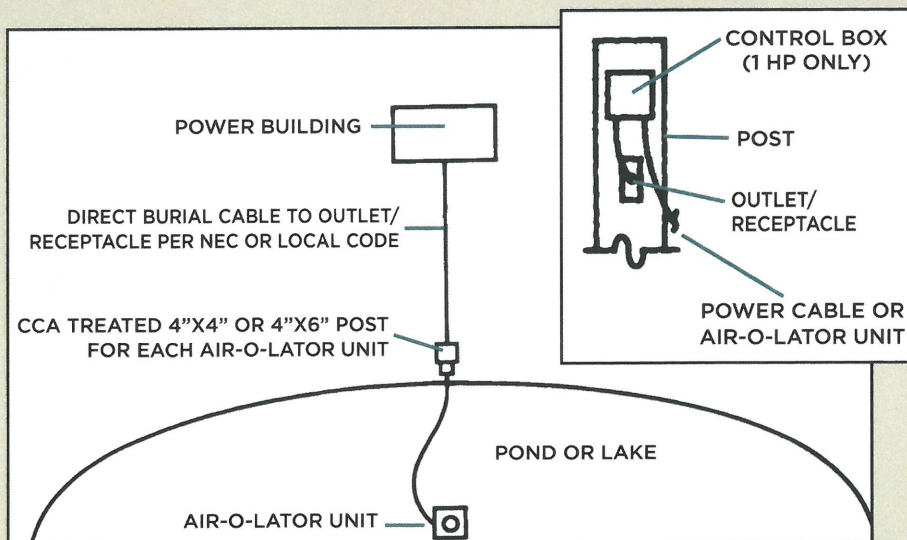
***Consult factory for additional lengths**

HOW MUCH? The question is often asked, "How much aeration do I need?" All ponds and lakes have different characteristics. As a rule however, 350 gpm to 500 gpm propelled into the atmosphere should be adequate for 1/2 surface acre of water, based on the Biochemical Oxygen Demand (BOD) in the average pond or lake.



SUGGESTED MOORING

Use approximately three feet of mooring rope per foot of water depth to allow for water level fluctuation. Tying unit to the shore is also acceptable if visible mooring ropes are not objectionable.



Recommended electrical power supply layout for easy installation and removal of equipment.

SUGGESTED ELECTRICAL

Our equipment is manufactured either to UL, CSA, or NEMA standards. All 1/2 hp units are designed to plug into an outlet; conduit wiring is permitted. All wiring shall be per NEC, CEC, or local electric codes.